



Links to  [Books](#) - [Forums](#) - [Tools](#) - [Appraisals](#) - [Gallery](#) - [Library](#) - [eMail](#)  Links to [Instructions for printing pocket guide.](#)

The Guide to Evaluating Gold & Silver Objects

“The Guide” is the definitive reference on determining precious metal content in antiques and jewelry. any dealer, collector, appraiser or silversmith will appreciate the numerous approaches to testing for precious metal content. How and when to perform these tests (simple “no tools or chemicals”, acid/touchstone, hand held electronic, advanced scientific, and many others) is shown to the reader in simple to understand steps. See examples online

The Book of Silver; Flatware Silver Marks & Patterns

The Martins' system for researching and cataloging American Sterling Silver flatware is fast becoming the standard. Their unique approach allows for the most up to date information to be at your finger tips. The photography is the most detailed of any reference available today. Every subscriber to *The Book of Silver* may also contribute his own research for publication in the Book of Silver. See samples pages online.

SMP Silver Salon® Forums

There are many different SMP Silver Salon® Forums for learning, researching and sharing information about Collecting Silver, Silversmiths, Jewelry, Flatware, Holloware, Antiques and anything relating to Silver & Gold. Anyone can ask questions and can get/give answers.


Copyright © 1996-2001 By S.Martin, NYC, NY All rights reserved.
212-246-5060

GORHAM CHRONOLOGY & SILVER MARKS

Gorham & Webster	Gorham & Webster	1831-1837
Gorham, Webster & Price	Gorham, Webster & Price	1837-1841
	J. Gorham & Son	1841-1850
J. Gorham & Son		
GORHAM & THURBER	Gorham & Thurber	1850-1852
Gorham & Co	Gorham & Company	1852-1865
GORHAM MFG. CO	Gorham Mfg Company	1865-1961
GORHAM CO	Gorham Company	1865-present

In addition to the above, sometimes an item would be marked with a Lion Anchor G mark. The Lion indicated the item was made of silver (i.e. coin or sterling). The anchor was the symbol for Rhode Island, where Gorham was based. And the G was for Gorham. After 1847 the above marks and the single symbol Anchor are usually Electro Plated.

Copyright © 1996-2001 By S.Martin, NYC, NY All rights reserved.
212-246-5060



Prior to circa 1860-5 the lion may be found facing left.



From 1865 the lion is found facing to the right. Occasionally (circa 1850-1865) the lion is found standing on it's rear legs. Although the Lion Anchor G mark has been used by Gorham from the middle of the nineteenth century it was not registered at the US Patent Office until December 19, 1899. The trademark registration papers state that the mark had been in use since January 1, 1853.





Items with the Lion Anchor G mark made prior to 1868 are made of solid silver but not necessarily sterling (i.e., COIN). In 1868 Gorham adopted the sterling standard and any post 1868 item with the Lion Anchor G mark may be assumed to be sterling (or better).

*The Gorham
Pocket Guide* **SMP**
212-246-5060
SM PUBLICATIONS
353 West 56th St., MS7A
New York, NY 10019
WWW.SMPUB.COM
e-mail: info@smpub.com

**The Silver Resource Center
for Collectors, Dealers & Appraisers**

Publishers of:
The Book OF Silver;
Flatware
Silver Marks & Patterns

The Guide To Evaluating Gold & Silver Objects
For Collectors, Dealers & Appraisers

Links to  [Books](#) - [Forums](#) - [Tools](#) - [Appraisals](#) - [Gallery](#) - [Library](#) - [eMail](#)  Links to [Instructions for printing pocket guide.](#)

































































Print Instructions

Note: We suggest that you use a heavy paper stock to print this pocket guide so that it can stand up to frequent usage.

1. Go to **File** menu and click **Print....**
2. Under **Print Range** select **Pages**.
Print **From: 1 To: 1**
3. Click on the **Setup...** button.
4. In the **Orientation Box** select **Landscape**
5. Click the **OK** button to print page 1.
6. Turn page 1 over and re-insert page into printer.
7. Go to **File** menu and click **Print....**
8. Under **Print Range** select **Pages**.
Print **From: 2 To: 2**
9. Click on the **Setup...** button.
10. In the **Orientation Box** select **Landscape**
11. Click the **OK** button to print page 2 (on opposite side of page 1).
12. Cut the along the dotted line.
13. Fold into thirds so that the guide is in a convenient carrying size

You may wish to laminate this pocket guide for additional sturdiness.

Copyright © 1996-2001 By S. Martin, NYC, NY All rights reserved.
212-246-5060

GORHAM DATE MARKS																
A	1868	M	1880		1892		1904		1916		1926		1941		1970	
B	1869	N	1881		1893		1905		1917		1927		1942		1971	
C	1870	O	1882		1894		1906		1918		1928		9	1949	9	1979
D	1871	P	1883		1895		1907		1919		1929		9	1950	9	1980
E	1872	Q	1884		1896		1908		1920		1930		1	1951	1	1981
F	1873		1885		1897		1909		1921		1931		9	1959	9	1989
G	1874		1886		1898		1910		1922		1932		9	1960	9	1990
H	1875		1887		1899		1911		1923		1933		1	1961	1	1991
I	1876		1888		1900		1912		1924		1933		9	1969	6	1996
J	1877		1889		1901		1913		1925							
K	1878		1890		1902		1914									
L	1879		1891		1903		1915									

Copyright © 1996-2001 By S. Martin, NYC, NY All rights reserved.
212-246-5060

During 1933 the date letter was discontinued until January 1941.

The Gorham Pocket Guide **SMP**
212-246-5060
SM PUBLICATIONS
353 West 56th St., MS7A
New York, NY 10019

WWW.SMPUB.COM
e-mail: info@smpub.com

The Silver Resource Center
for Collectors, Dealers & Appraisers

Publishers of:
The Book OF Silver;
Flatware
Silver Marks & Patterns

The Guide To Evaluating Gold & Silver Objects
For Collectors, Dealers & Appraisers